



General VRLA Battery

FM500G (2V500Ah)

The LONGWAY General Series 2V batteries (100-3000Ah) are designed and developed using AGM technology and valve controlled sealing technology. They can meet conventional performance requirements, with a designed float charging life of over 15 years. The valve controlled non-spillable structure design allows safe use in any direction and is certified by sea and air freight. The battery performance also meets international standards. such as IEC60896-2012, UL1989.etc.



General Feature	Applications
<ul style="list-style-type: none"> High reliability, safe without leakage, can be used in any position Excellent recovery performance after deep discharge Environmentally friendly products. Meet EU battery directive RoHS and REACH standards Maintenance free Widely applicable temperature range, can be used at -20 °C~60°C Low self-discharge rate. The average monthly self-discharge rate of the battery is less than 2.5% (It is recommended to recharge after storage for 6 months or before use) 	<ul style="list-style-type: none"> Electrical power system Solar system Electrical test equipment Telecom & Network Equipment UPS, fire alarm & safe-protection Emergency lighting device; Alarm system Robots and control machines and other

Performance	Dimensions																																		
<table border="1"> <tr> <td>Nominal Voltage</td> <td>2V (1cell)</td> </tr> <tr> <td>Capacity</td> <td>@25°C</td> </tr> <tr> <td>10hr Rate (50.0A)</td> <td>500Ah @ to 1.75V/cell</td> </tr> <tr> <td>5hr Rate (85.0A)</td> <td>425Ah @ to 1.70V/cell</td> </tr> <tr> <td>3hr Rate (125A)</td> <td>375Ah @ to 1.60V/cell</td> </tr> <tr> <td>Weight</td> <td>Approx (29.5±3%)kg (65.04lbs)</td> </tr> <tr> <td>Internal Resistance</td> <td>Approx 0.60mΩ fully charged @25°C</td> </tr> <tr> <td>Maximum Discharge Current</td> <td>400A(3sec)</td> </tr> <tr> <td>Terminal</td> <td>I7</td> </tr> <tr> <td>Operating Temperature Range</td> <td>Discharge:-20°C~60°C; Charge:0°C~50°C Storage:-20°C~40°C</td> </tr> <tr> <td>Container Material</td> <td>ABS(UL94 HB)/UL94-V0 Optional</td> </tr> </table>	Nominal Voltage	2V (1cell)	Capacity	@25°C	10hr Rate (50.0A)	500Ah @ to 1.75V/cell	5hr Rate (85.0A)	425Ah @ to 1.70V/cell	3hr Rate (125A)	375Ah @ to 1.60V/cell	Weight	Approx (29.5±3%)kg (65.04lbs)	Internal Resistance	Approx 0.60mΩ fully charged @25°C	Maximum Discharge Current	400A(3sec)	Terminal	I7	Operating Temperature Range	Discharge:-20°C~60°C; Charge:0°C~50°C Storage:-20°C~40°C	Container Material	ABS(UL94 HB)/UL94-V0 Optional	<table border="1"> <tr> <td>Length</td> <td>242mm</td> <td>9.53inch</td> </tr> <tr> <td>Width</td> <td>173mm</td> <td>6.81inch</td> </tr> <tr> <td>Height</td> <td>338mm</td> <td>13.31inch</td> </tr> <tr> <td>Total height</td> <td>365mm</td> <td>14.37inch</td> </tr> </table>	Length	242mm	9.53inch	Width	173mm	6.81inch	Height	338mm	13.31inch	Total height	365mm	14.37inch
Nominal Voltage	2V (1cell)																																		
Capacity	@25°C																																		
10hr Rate (50.0A)	500Ah @ to 1.75V/cell																																		
5hr Rate (85.0A)	425Ah @ to 1.70V/cell																																		
3hr Rate (125A)	375Ah @ to 1.60V/cell																																		
Weight	Approx (29.5±3%)kg (65.04lbs)																																		
Internal Resistance	Approx 0.60mΩ fully charged @25°C																																		
Maximum Discharge Current	400A(3sec)																																		
Terminal	I7																																		
Operating Temperature Range	Discharge:-20°C~60°C; Charge:0°C~50°C Storage:-20°C~40°C																																		
Container Material	ABS(UL94 HB)/UL94-V0 Optional																																		
Length	242mm	9.53inch																																	
Width	173mm	6.81inch																																	
Height	338mm	13.31inch																																	
Total height	365mm	14.37inch																																	

Battery use
Cycle use <ol style="list-style-type: none"> Limit the initial charging current to no more than 100A Keep charging voltage at 2.40-2.50V/unit, and continue charging at least 3 hours after the charging current reduces to 10A to ensure full charge The compensation coefficient of charging voltage and temperature is -5mv/cell /°C
Float use <ol style="list-style-type: none"> Limit the initial charging current to no more than 100A Keep charging voltage at 2.25-2.30V/unit. When the voltage reaches the constant voltage, the current gradually decreases until the battery is fully charged and continues to charge The compensation coefficient of charging voltage and temperature is -3mv/cell /°C

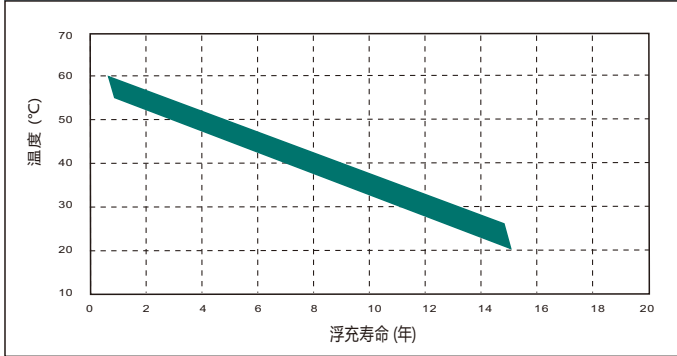
			Kaiying Power Supply & Electrical Equip Co., Ltd Tel:0595-68782266 Fax:0595-68782222 Add: Kaiying Industrial Area, Chengxiang Town, Anxi, Quanzhou, Fujian Province, China KY-IOP-LW2-500E B0. May 2023	Email: sales@longwaybattery.com Website: http://www.longwaybattery.com
--	--	--	--	---

Note: This information usually describes use only and is not intended to make any warranties or promises regarding the battery. Battery specifications and battery design are subject to change without prior notice. Please contact LONGWAY Battery for the latest information.

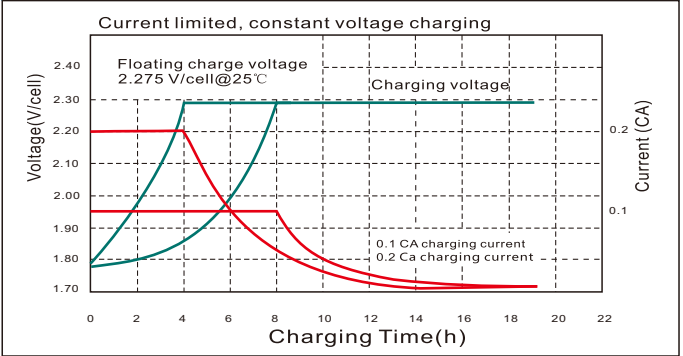


General VRLA Battery FM500G (2V500Ah)

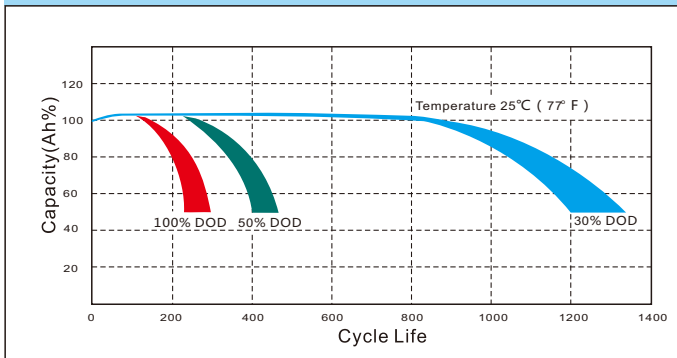
Floating Charging Life VS Temperature



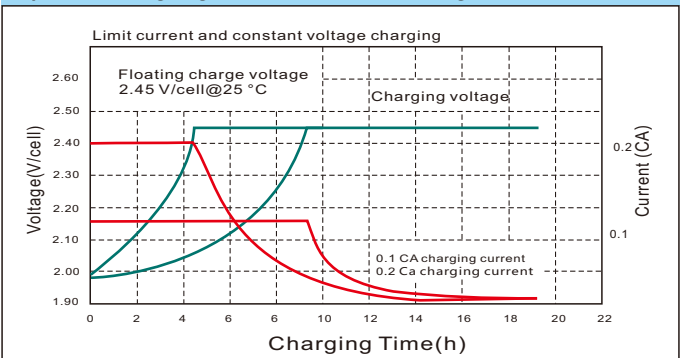
Floating Charging Characteristics Diagram



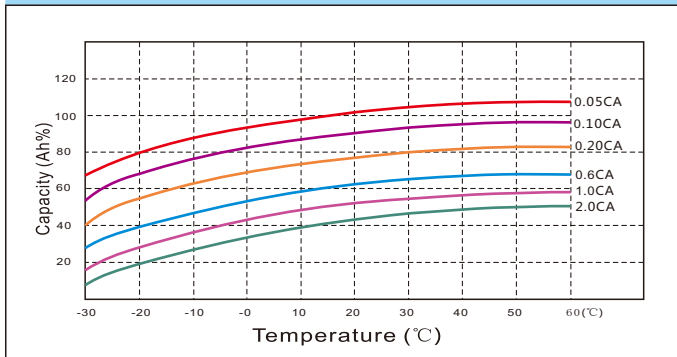
Cycle Life



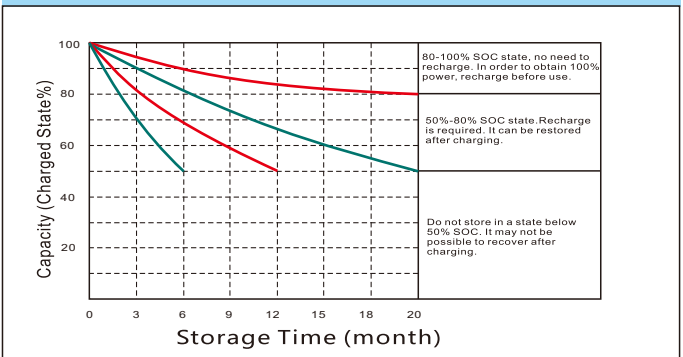
Cycle charging characteristic diagram



Temperature and capacity characteristics



Self-discharge characteristic



Constant current characteristics(A,25°C)

F.V/TIME	15min	30min	60min	2h	3h	5h	8h	10h	20h	100h
1.60	675.0	525.0	280.0	185.2	133.5	93.89	65.98	53.29	26.64	6.344
1.65	627.8	488.3	260.4	184.3	132.8	93.43	65.65	53.18	26.59	6.331
1.70	648.0	504.0	268.8	183.4	132.2	92.96	65.33	52.82	26.41	6.288
1.75	627.8	488.3	260.4	182.5	131.5	92.50	65.00	52.66	26.33	6.269
1.80	615.6	478.8	255.4	178.9	128.9	90.65	61.75	52.50	26.25	6.250

Constant power discharge characteristic (W,25°C)

F.V/TIME	15min	30min	60min	2h	3h	5h	8h	10h	20h	24h
1.60	1215	971.3	536.2	340.8	263.6	186.8	131.6	106.6	53.29	12.69
1.65	1130	903.3	498.7	339.2	262.3	185.9	131.0	106.4	53.18	12.66
1.70	1166	932.4	514.8	337.5	261.0	185.0	130.3	105.6	52.82	12.58
1.75	1130	903.3	498.7	335.8	259.7	184.1	129.7	105.3	52.66	12.54
1.80	1108	885.8	489.0	329.1	254.5	180.4	123.2	105.0	52.50	12.50



Kaiying Power Supply & Electrical Equip Co., Ltd
 Tel:0595-68782266 Fax:0595-68782222
 Add: Kaiying Industrial Area, Chengxiang Town, Anxi, Quanzhou, Fujian Province, China
 KY-IOP-LW2-500E B0. May 2023

Email: sales@longwaybattery.com

Website: <http://www.longwaybattery.com>

Note: This information usually describes use only and is not intended to make any warranties or promises regarding the battery. Battery specifications and battery design are subject to change without prior notice. Please contact LONGWAY Battery for the latest information.